



T5000 SERIES ALUMINIUM TABLES

Description

A complete proprietary system including heavy duty aluminium support frames and anodised aluminium seat plank with cast aluminium end caps.

Aluminium Seat Section

Extruded aluminium alloy (6060-T5) seat plank 250mm wide with two longitudinal flanged ribs as part of the extrusion. The longitudinal ribs run continuously for the length of the seat and provide fastening for the support frames - Nominal wall thickness – 2.5mm - Finish – Clear anodised 15 microns or Decowood

Support Frames

Fabricated from 50 x 3mm tube (6060-T5) 40 x 3mm Tube (6060 T5) and 100 x 10mm flat bar (6060-T5) The frames are welded according to (AS-1554) - Finish – as extruded or powder coated

Seat End Caps

Manufactured from cast aluminium to fit seat extrusion - Finish – as cast or powder coated - Manufacturers name cast into end cap

Assembly

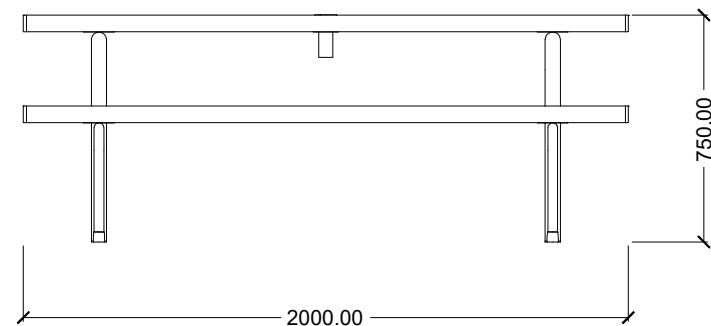
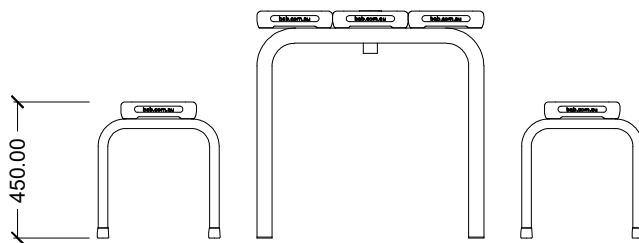
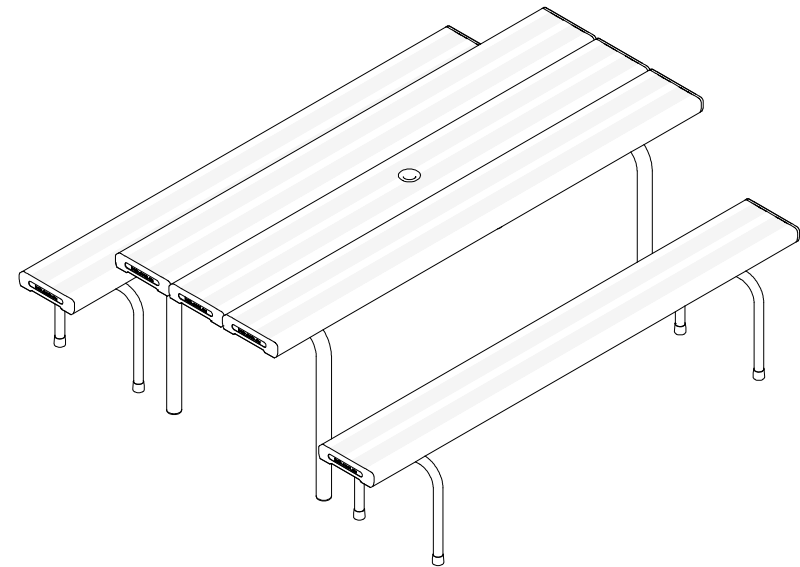
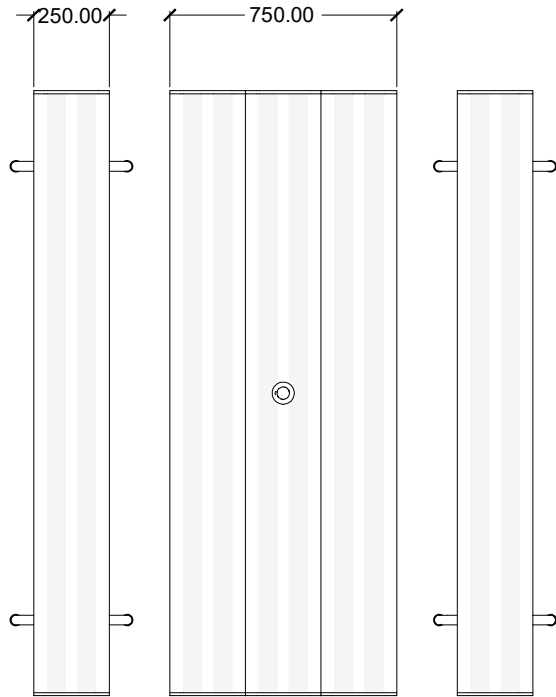
Fit end caps using two (2) x 4.8mm aluminium pop rivets through the underside longitudinal flanges Fit support frames using two (2) x 25 x 6mm (minimum) zinc-plated bolts with nylon insert nuts through the underside longitudinal flanges.

Installation

The tables are freestanding only

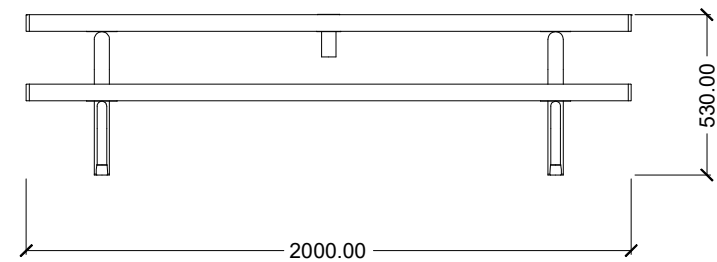
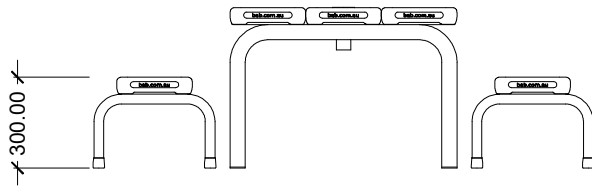
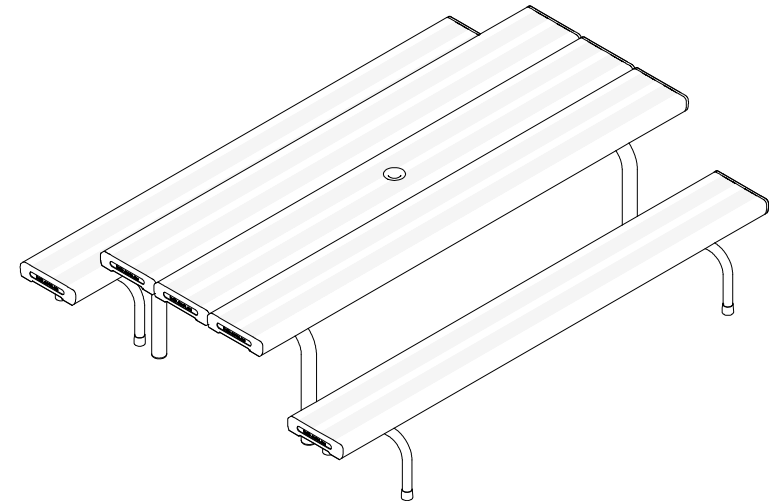
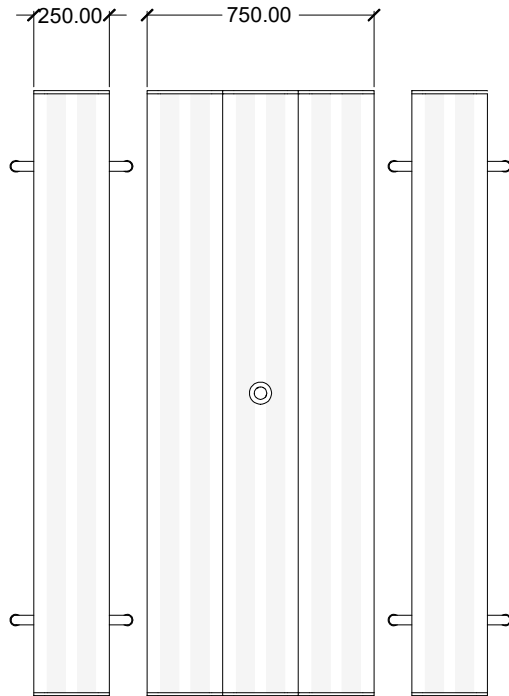
T5000 STANDARD 1:25

BAB
ALUMINIUM



T5000 INFANT 1:25

BAB
ALUMINIUM



T5000 SCHOOL 1:25

BAB
ALUMINIUM

