



## T2000L SERIES ALUMINIUM TABLES

### **Description**

A complete proprietary system including heavy duty aluminium support frames and anodised aluminium seat plank with cast aluminium end caps.

### **Aluminium Seat Section**

Extruded aluminium alloy (6060-T5) seat plank 250mm wide with two longitudinal flanged ribs as part of the extrusion. The longitudinal ribs run continuously for the length of the seat and provide fastening for the support frames - Nominal wall thickness – 2.5mm - Finish – Clear anodised 15 microns or Decowood

### **Support Frames**

Fabricated from 50 x 3mm tube (6060-T5), 100 x 10mm flat bar (6060-T5) The frames are welded according to (AS-1554) - Finish – as extruded or powder coated

### **Seat End Caps**

Manufactured from cast aluminium to fit seat extrusion - Finish – as cast or powder coated - Manufacturers name cast into end cap

### **Assembly**

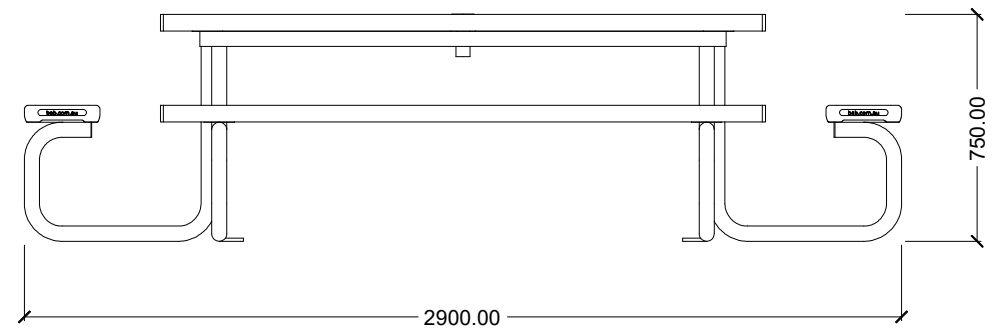
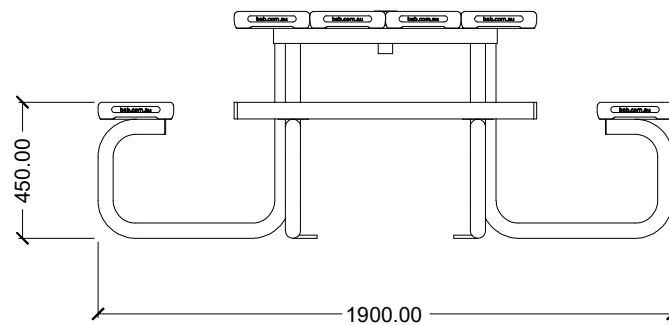
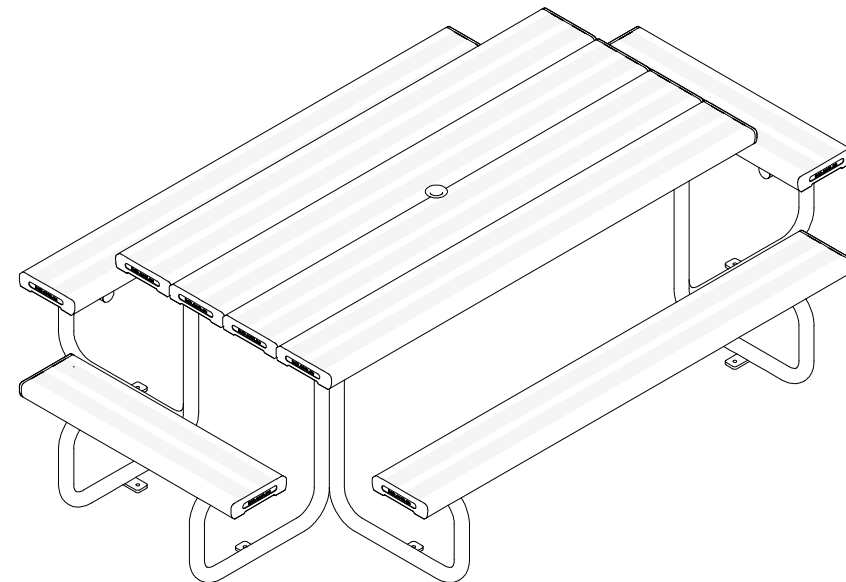
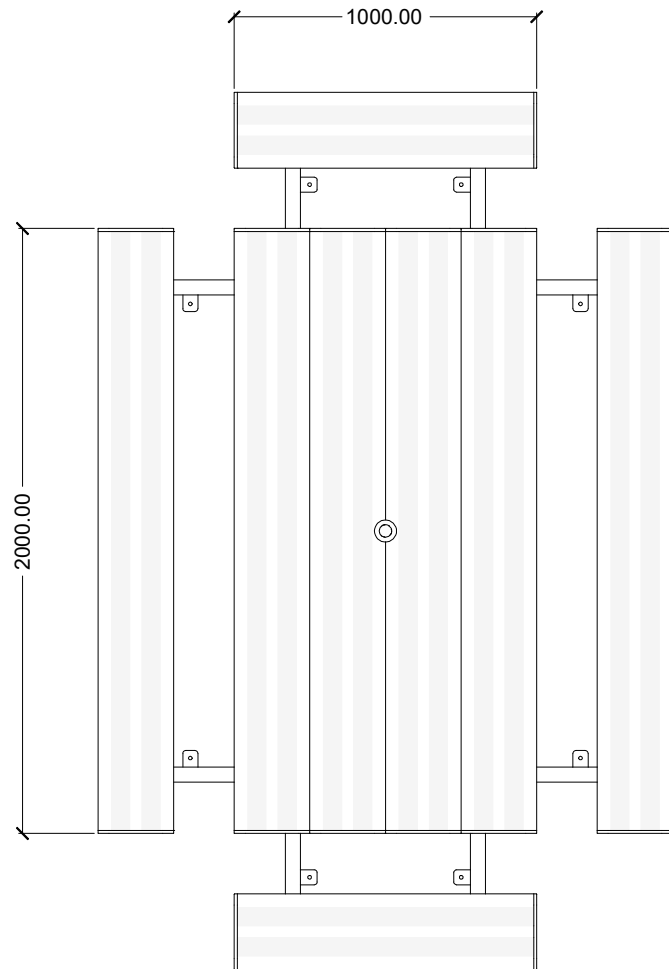
Fit end caps using two (2) x 4.8mm aluminium pop rivets through the underside longitudinal flanges Fit support frames using two (2) x 25 x 6mm (minimum) zinc-plated bolts with nylon insert nuts through the underside longitudinal flanges.

### **Installation**

The tables are freestanding – however for security the tables have lugs welded to each base frame which can be used to skew-peg on grass or dyna-bolt to concrete

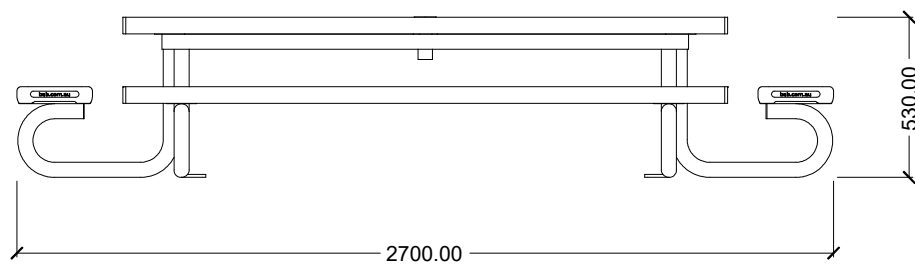
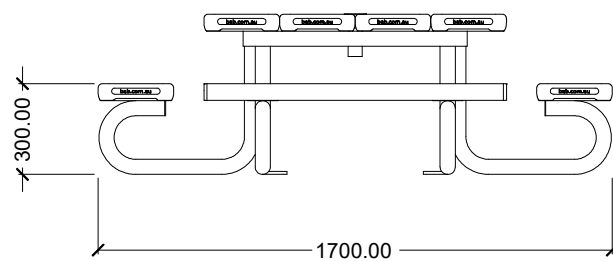
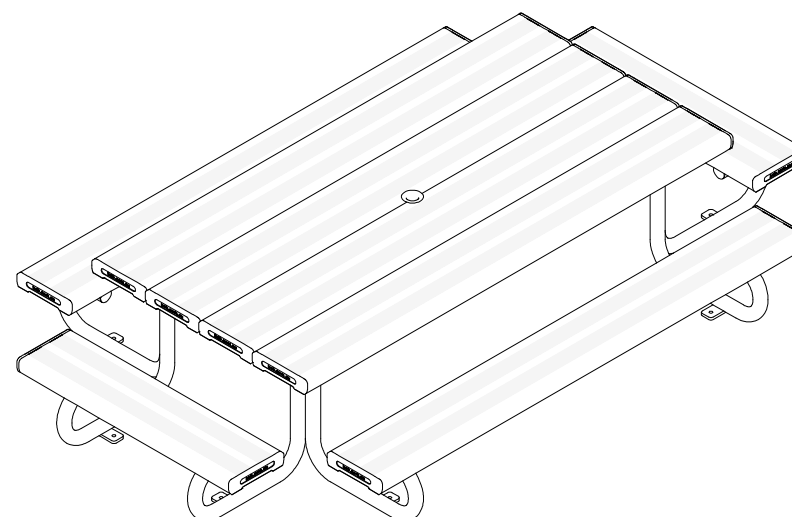
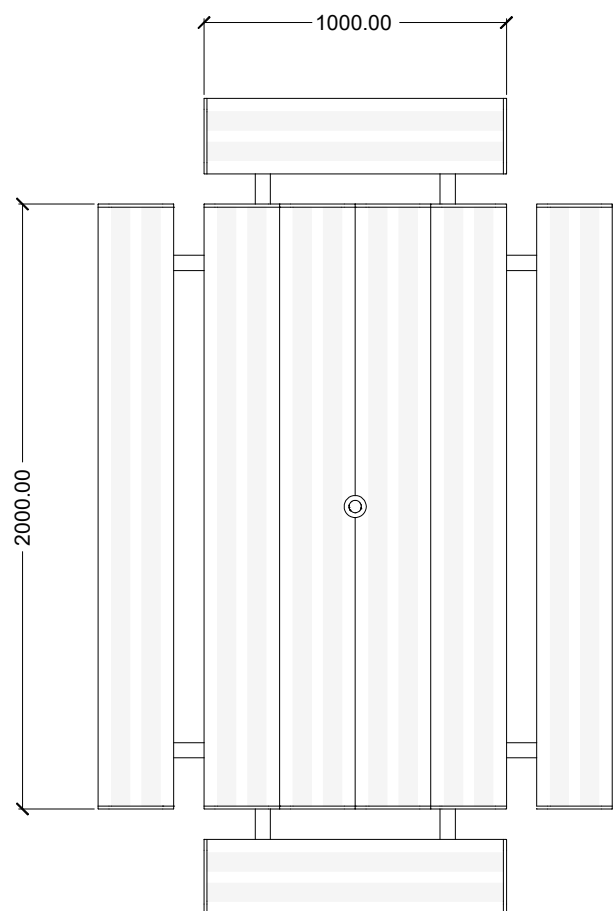
# T2000L STANDARD 1:25

**BAB**  
ALUMINIUM



# T2000L INFANT 1:25

**BAB**  
ALUMINIUM



# T2000L SCHOOL 1:25

**BAB**  
ALUMINIUM

