

# BAB ALUMINIUM PTY LTD

## T5000 SERIES ALUMINIUM TABLES

### **Description**

A complete proprietary system including heavy duty aluminium support frames and anodised aluminium seat plank with cast aluminium end caps.

### **Aluminium Seat Section**

Extruded aluminium alloy (6060-T5) seat plank 250mm wide with two longitudinal flanged ribs as part of the extrusion. The longitudinal ribs run continuously for the length of the seat and provide fastening for the support frames

- Nominal wall thickness – 2.5mm
- Finish – Clear anodised 15 microns or Decowood

### **Support frames**

Fabricated from 50 x 3mm tube (6060-T5), 32 x 3mm tube (6060-T5), 40 x 3mm tube (6060-T5) and 100 x 10mm flat bar (6060-T5)

The frames are welded according to (AS-1554)

- Finish – as extruded or powdercoated

### **Seat End Caps**

Manufactured from cast aluminium to fit seat extrusion

- Finish – as cast or powdercoated
- Manufacturers name cast into end cap

### **Assembly**

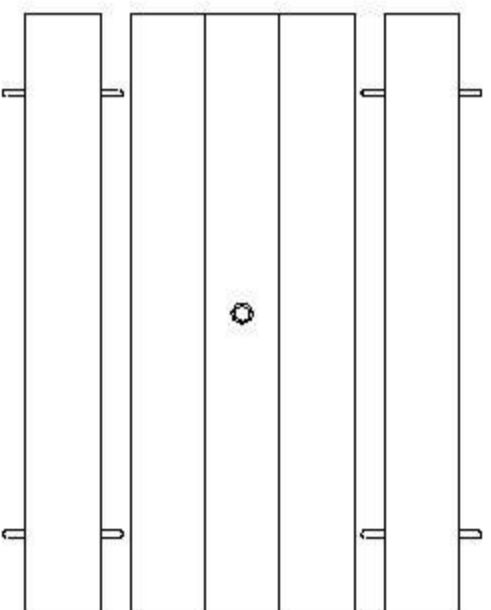
Fit end caps using two (2) x 4.8mm aluminium pop rivets through the underside longitudinal flanges

Fit support frames using two (2) x 25 x 6mm (minimum) zinc-plated bolts with nylon insert nuts through the underside longitudinal flanges.

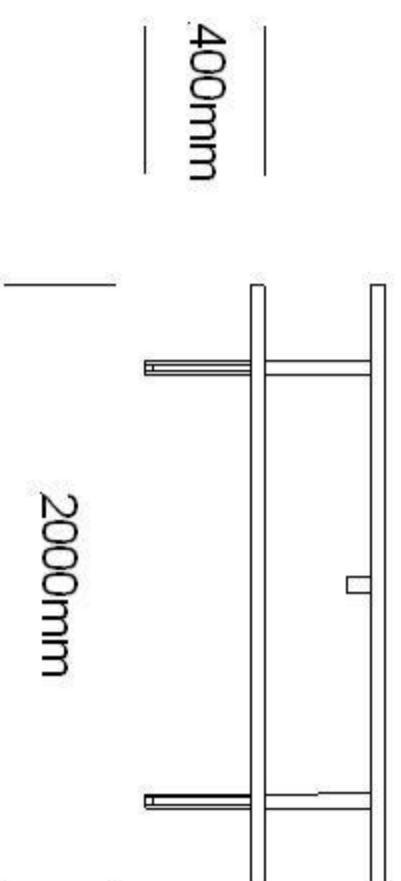
### **Installation**

The tables are freestanding

# T5000 Standard Table

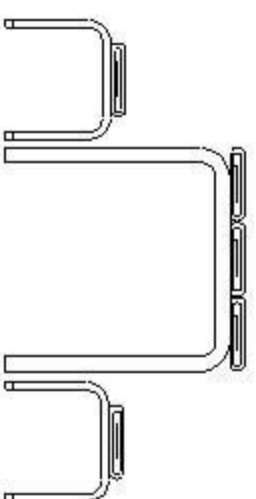


750mm



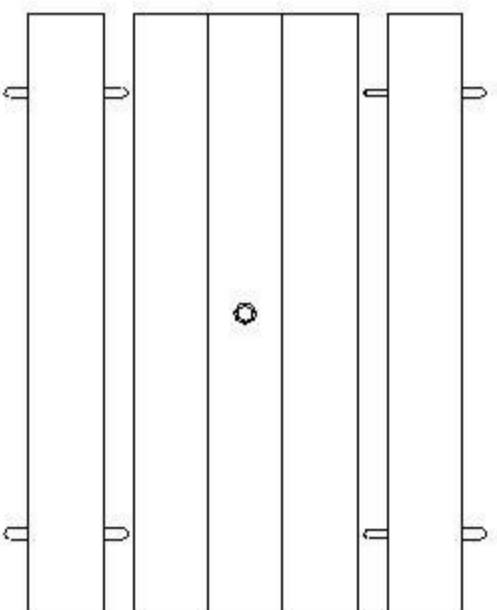
400mm

2000mm




700mm

# T5000 H/Duty Table

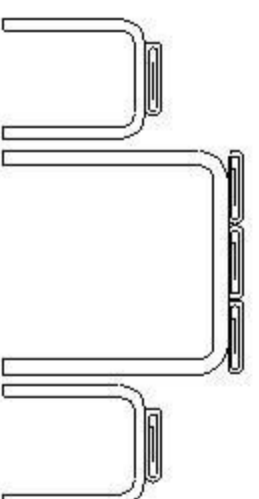


750mm

450mm

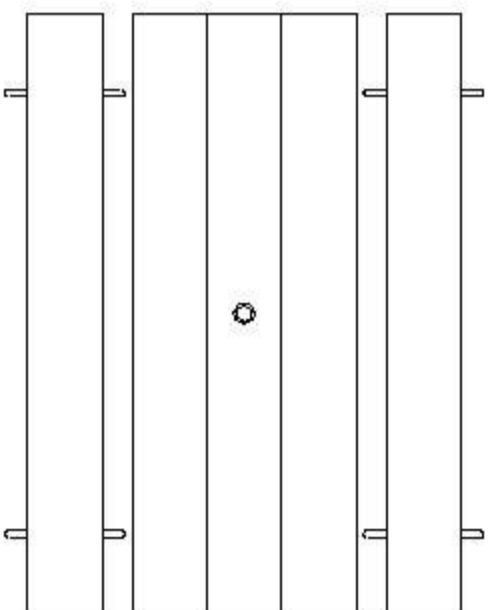


2000mm



750mm

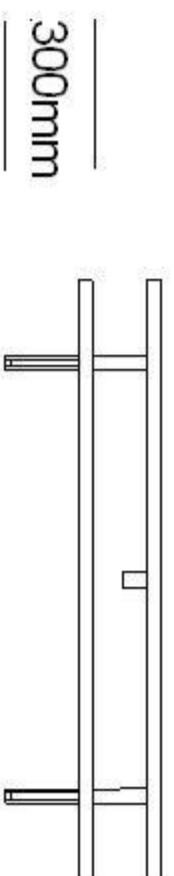
# T50000 Infant Table



\_\_\_\_\_

750mm

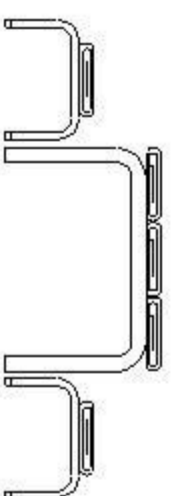
\_\_\_\_\_



300mm



2000mm



530mm