

BAB ALUMINIUM PTY LTD

T4000 SERIES ALUMINIUM TABLES

Description

A complete proprietary system including heavy duty aluminium support frames and anodised aluminium seat plank with cast aluminium end caps.

Aluminium Seat Section

Extruded aluminium alloy (6060-T5) seat plank 250mm wide with two longitudinal flanged ribs as part of the extrusion. The longitudinal ribs run continuously for the length of the seat and provide fastening for the support frames

- Nominal wall thickness – 2.5mm
- Finish – Clear anodised 15 microns or Decowood

Support frames

Fabricated from 76 x 76 x 3mm SHS (6060-T5), 63 x 63 x 3mm SHS (6060-T5) 100 x 75 x 6mm angle (6060-T5) and 100 x 10mm flat bar (6060-T5)

The frames are welded according to (AS-1554)

- Finish – as extruded or powdercoated

Seat End Caps

Manufactured from cast aluminium to fit seat extrusion

- Finish – as cast or powdercoated
- Manufacturers name cast into end cap

Assembly

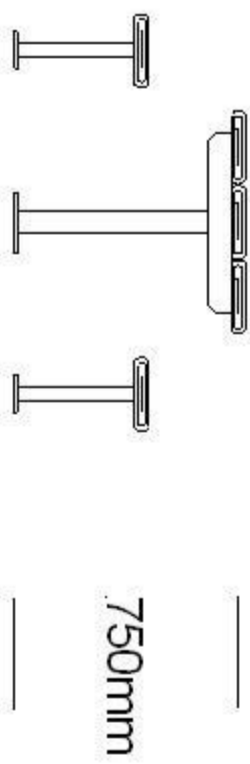
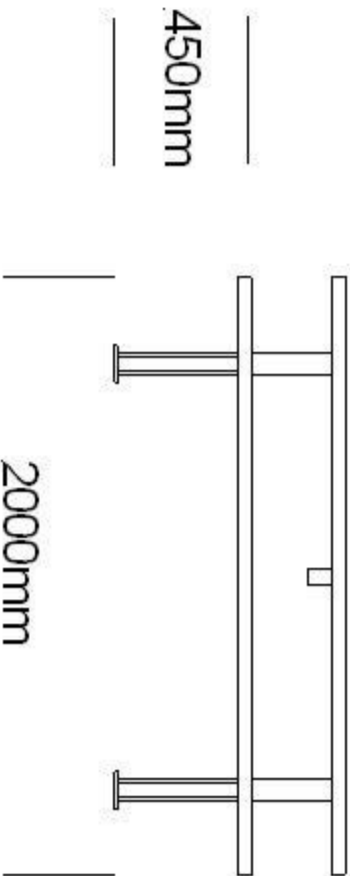
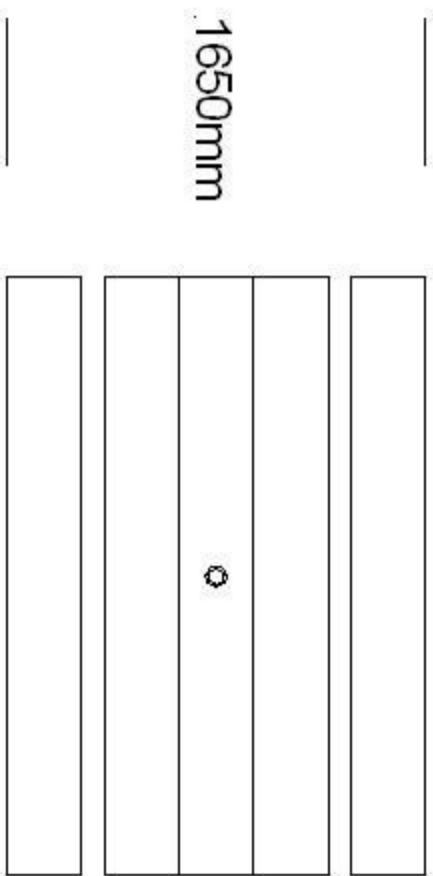
Fit end caps using two (2) x 4.8mm aluminium pop rivets through the underside longitudinal flanges

Fit support frames using two (2) x 25 x 6mm (minimum) zinc-plated bolts with nylon insert nuts through the underside longitudinal flanges.

Installation

- Dyna-bolt to concrete
- Concrete-in

T4000 Standard Table



T4000 Infant Table

